

FORM NO. MGT-7

[Pursuant to sub-Section(1) of section 92 of the Companies Act, 2013 and sub-rule (1) of rule 11of the Companies (Management and Administration) Rules, 2014]



Annual Return (other than OPCs and Small Companies)

Form language ☒ English ☐ Hindi

Refer the instruction kit for filing the form.

I. REGISTRATION AND OTHER DETAILS

(i) * Corporate Identification Number (CIN) of the company

L65990TZ1991PLC029162

Pre-fill

Global Location Number (GLN) of the company

* Permanent Account Number (PAN) of the company

AAACT2417M

(ii) (a) Name of the company

ABATE AS INDUSTRIES LIMITED

(b) Registered office address

SF NO 348/1, Ettimadai Village, C.G. Pudur Road K G Chavady
HL Families Kandegounden Salai
Coimbatore South
Coimbatore
Tamil Nadu
641105

(c) *e-mail ID of the company

abateasindustries@gmail.com

(d) *Telephone number with STD code

09072558877

(e) Website

https://www.abateas.com/

(iii) Date of Incorporation

26/06/1991

(iv)	Type of the Company	Category of the Company	Sub-category of the Company
	Public Company	Company limited by shares	Indian Non-Government company

(v) Whether company is having share capital

☒ Yes ☐ No

(vi) *Whether shares listed on recognized Stock Exchange(s)

☒ Yes ☐ No

(a) Details of stock exchanges where shares are listed

S. No.	Stock Exchange Name	Code
	BSE limited	1

(b) CIN of the Registrar and Transfer Agent

U67120MH1993PTC074079

Pre-fill

Name of the Registrar and Transfer Agent

PURVA SHAREGISTRY (INDIA) PRIVATE LIMITED

Registered office address of the Registrar and Transfer Agents

9, SHIV SHAKTI INDUSTRIAL ESTATE, J.R.BORICHA MARG
LOWER PAREL (EAST)

(vii) *Financial year From date 01/04/2024 (DD/MM/YYYY) To date 31/03/2025 (DD/MM/YYYY)

(viii) *Whether Annual general meeting (AGM) held ☒ Yes ☐ No

(a) If yes, date of AGM

(b) Due date of AGM

(c) Whether any extension for AGM granted ☐ Yes ☒ No

II. PRINCIPAL BUSINESS ACTIVITIES OF THE COMPANY

*Number of business activities 0

S.No	Main Activity group code	Description of Main Activity group	Business Activity Code	Description of Business Activity	% of turnover of the company
1					

III. PARTICULARS OF HOLDING, SUBSIDIARY AND ASSOCIATE COMPANIES
(INCLUDING JOINT VENTURES)

*No. of Companies for which information is to be given 0

Pre-fill All

S.No	Name of the company	CIN / FCRN	Holding/ Subsidiary/Associate/ Joint Venture	% of shares held
1				

IV. SHARE CAPITAL, DEBENTURES AND OTHER SECURITIES OF THE COMPANY

(i) *SHARE CAPITAL

(a) Equity share capital

Particulars	Authorised capital	Issued capital	Subscribed capital	Paid up capital
Total number of equity shares	95,000,000	7,880,328	7,880,328	7,880,328
Total amount of equity shares (in Rupees)	950,000,000	78,803,280	78,803,280	78,803,280

Number of classes

1

Class of Shares	Authorised capital	Issued capital	Subscribed capital	Paid up capital
Equity				
Number of equity shares	95,000,000	7,880,328	7,880,328	7,880,328
Nominal value per share (in rupees)	10	10	10	10
Total amount of equity shares (in rupees)	950,000,000	78,803,280	78,803,280	78,803,280

(b) Preference share capital

Particulars	Authorised capital	Issued capital	Subscribed capital	Paid-up capital
Total number of preference shares	0	0	0	0
Total amount of preference shares (in rupees)	0	0	0	0

Number of classes

0

Class of shares	Authorised capital	Issued capital	Subscribed capital	Paid up capital
Number of preference shares				
Nominal value per share (in rupees)				
Total amount of preference shares (in rupees)				

(c) Unclassified share capital

Particulars	Authorised Capital
Total amount of unclassified shares	0

(d) Break-up of paid-up share capital

Class of shares	Number of shares			Total nominal amount	Total Paid-up amount	Total premium
Equity shares	Physical	DEMAT	Total			
At the beginning of the year	1,000	5,015,100	5016100	50,161,000	50,161,000	

Increase during the year	0	73,787,128	73787128	737,871,280	737,871,280	0
i. Public Issues	0	0	0	0	0	0
ii. Rights issue	0	0	0	0	0	0
iii. Bonus issue	0	0	0	0	0	0
iv. Private Placement/ Preferential allotment	0	73,787,128	73787128	737,871,280	737,871,280	0
v. ESOPs	0	0	0	0	0	0
vi. Sweat equity shares allotted	0	0	0	0	0	0
vii. Conversion of Preference share	0	0	0	0	0	0
viii. Conversion of Debentures	0	0	0	0	0	0
ix. GDRs/ADRs	0	0	0	0	0	0
x. Others, specify						
Decrease during the year	0	0	0	0	0	0
i. Buy-back of shares	0	0	0	0	0	0
ii. Shares forfeited	0	0	0	0	0	0
iii. Reduction of share capital	0	0	0	0	0	0
iv. Others, specify				0	0	
NA						
At the end of the year	1,000	78,802,228	78803228	788,032,280	788,032,280	
Preference shares						
At the beginning of the year	0	0	0	0	0	
Increase during the year	0	0	0	0	0	0
i. Issues of shares	0	0	0	0	0	0
ii. Re-issue of forfeited shares	0	0	0	0	0	0
iii. Others, specify				0	0	
NA						
Decrease during the year	0	0	0	0	0	0
i. Redemption of shares	0	0	0	0	0	0

ii. Shares forfeited	0	0	0	0	0	0
iii. Reduction of share capital	0	0	0	0	0	0
iv. Others, specify				0	0	
NA						
At the end of the year	0	0	0	0	0	

ISIN of the equity shares of the company

INE454E01013

(ii) Details of stock split/consolidation during the year (for each class of shares)

0

Class of shares		(i)	(ii)	(iii)
Before split / Consolidation	Number of shares			
	Face value per share			
After split / Consolidation	Number of shares			
	Face value per share			

(iii) Details of shares/Debentures Transfers since closure date of last financial year (or in the case of the first return at any time since the incorporation of the company) *

☒ Nil

[Details being provided in a CD/Digital Media]

☐ Yes ☐ No ☐ Not Applicable

Separate sheet attached for details of transfers

☐ Yes ☐ No

Note: In case list of transfer exceeds 10, option for submission as a separate sheet attachment or submission in a CD/Digital Media may be shown.

Date of the previous annual general meeting			
Date of registration of transfer (Date Month Year)			
Type of transfer		1 - Equity, 2- Preference Shares, 3 - Debentures, 4 - Stock	
Number of Shares/ Debentures/ Units Transferred		Amount per Share/ Debenture/Unit (in Rs.)	

Ledger Folio of Transferor			
Transferor's Name			
	Surname	middle name	first name
Ledger Folio of Transferee			
Transferee's Name			
	Surname	middle name	first name

Date of registration of transfer (Date Month Year)			
Type of transfer		1 - Equity, 2- Preference Shares, 3 - Debentures, 4 - Stock	
Number of Shares/ Debentures/ Units Transferred		Amount per Share/ Debenture/Unit (in Rs.)	
Ledger Folio of Transferor			
Transferor's Name			
	Surname	middle name	first name
Ledger Folio of Transferee			
Transferee's Name			
	Surname	middle name	first name

(iv) *Debentures (Outstanding as at the end of financial year)

Particulars	Number of units	Nominal value per unit	Total value
Non-convertible debentures	0	0	0
Partly convertible debentures	0	0	0
Fully convertible debentures	0	0	0

Particulars	Number of units	Nominal value per unit	Total value
Total			0

Details of debentures

Class of debentures	Outstanding as at the beginning of the year	Increase during the year	Decrease during the year	Outstanding as at the end of the year
Non-convertible debentures	0	0	0	0
Partly convertible debentures	0	0	0	0
Fully convertible debentures	0	0	0	0

(v) Securities (other than shares and debentures)

0

Type of Securities	Number of Securities	Nominal Value of each Unit	Total Nominal Value	Paid up Value of each Unit	Total Paid up Value
Total					

V. *Turnover and net worth of the company (as defined in the Companies Act, 2013)

(i) Turnover

0

(ii) Net worth of the Company

1,640,388,370

VI. (a) *SHARE HOLDING PATTERN - Promoters

S. No.	Category	Equity		Preference	
		Number of shares	Percentage	Number of shares	Percentage
1.	Individual/Hindu Undivided Family				
	(i) Indian	12,422,632	15.76	0	
	(ii) Non-resident Indian (NRI)	0	0	0	
	(iii) Foreign national (other than NRI)	0	0	0	
2.	Government				
	(i) Central Government	0	0	0	
	(ii) State Government	0	0	0	
	(iii) Government companies	0	0	0	

3.	Insurance companies	0	0	0	
4.	Banks	0	0	0	
5.	Financial institutions	0	0	0	
6.	Foreign institutional investors	0	0	0	
7.	Mutual funds	0	0	0	
8.	Venture capital	0	0	0	
9.	Body corporate (not mentioned above)	9,298,187	11.8	0	
10.	Others	0	0	0	
	Total	21,720,819	27.56	0	0

Total number of shareholders (promoters)

16

(b) *SHARE HOLDING PATTERN - Public/Other than promoters

S. No.	Category	Equity		Preference	
		Number of shares	Percentage	Number of shares	Percentage
1.	Individual/Hindu Undivided Family				
	(i) Indian	37,400,135	47.46	0	
	(ii) Non-resident Indian (NRI)	131,684	0.17	0	
	(iii) Foreign national (other than NRI)	0	0	0	
2.	Government				
	(i) Central Government	0	0	0	
	(ii) State Government	0	0	0	
	(iii) Government companies	0	0	0	
3.	Insurance companies	0	0	0	
4.	Banks	0	0	0	
5.	Financial institutions	0	0	0	
6.	Foreign institutional investors	0	0	0	
7.	Mutual funds	0	0	0	

8.	Venture capital	0	0	0	
9.	Body corporate (not mentioned above)	201,412	0.26	0	
10.	Others LLP, NPMED & Clearing member	19,349,178	24.55	0	
	Total	57,082,409	72.44	0	0

Total number of shareholders (other than promoters)

1,041

Total number of shareholders (Promoters+Public/
Other than promoters)

1,057

VII. *NUMBER OF PROMOTERS, MEMBERS, DEBENTURE HOLDERS
(Details, Promoters, Members (other than promoters), Debenture holders)

Details	At the beginning of the year	At the end of the year
Promoters	5	16
Members (other than promoters)	1,086	1,041
Debenture holders	0	0

VIII. DETAILS OF DIRECTORS AND KEY MANAGERIAL PERSONNEL
















(A) *Composition of Board of Directors

Category	Number of directors at the beginning of the year		Number of directors at the end of the year		Percentage of shares held by directors as at the end of year	
	Executive	Non-executive	Executive	Non-executive	Executive	Non-executive
A. Promoter	1	3	1	4	1.03	4.34
B. Non-Promoter	0	9	0	8	0	0.14
(i) Non-Independent	0	4	0	3	0	0
(ii) Independent	0	5	0	5	0	0.14
C. Nominee Directors representing	0	0	0	0	0	0
(i) Banks & FIs	0	0	0	0	0	0
(ii) Investing institutions	0	0	0	0	0	0
(iii) Government	0	0	0	0	0	0
(iv) Small share holders	0	0	0	0	0	0

(v) Others	0	0	0	0	0	0
Total	1	12	1	12	1.03	4.48




Number of Directors and Key managerial personnel (who is not director) as on the financial year end date 15

(B) (i) *Details of directors and Key managerial personnel as on the closure of financial year

Name	DIN/PAN	Designation	Number of equity share(s) held	Date of cessation (after closure of financial year : If any)
SAMSUDEEN ARIKUZ 	01812828	Director	1,966,620	
MUHEMMED SWADIC 	02933064	Whole-time director	812,636	
JULIE GEORGE VARG 	09274826	Director	0	
PATTASSERY ALAVI 	00251124	Director	111,484	
MUSALLYYARAKATHA 	02933030	Director	556,911	
ERAMANGALATH GO 	00722626	Director	0	
ALI THONIKKADAVAT 	02905367	Director	10	
MOHAMED KABEER M 	06844102	Director	0	
MOHAMMED KUTTY A 	02007636	Director	0	
INDU KAMALA RAVIN 	09252600	Director	0	
RAJESH PUTHUSSER 	09270524	Director	239,725	
MANJUSHA RAMAKR 	09427053	Director	0	
ABDUL NAZAR JAMA 	06990053	Director	0	
HEENA KAUSAR MOH 		Company Secretar	0	
GEORGE CHIRAPPAP 		CFO	0	

(ii) Particulars of change in director(s) and Key managerial personnel during the year

3

Name	DIN/PAN	Designation at the beginning / during the financial year	Date of appointment/ change in designation/ cessation	Nature of change (Appointment/ Change in designation/ Cessation)
PATTASSERY ALAV 	00251124	Director	11/09/2024	Change in designation
ALI THONIKKADAV 	02905367	Director	11/09/2024	Change in designation
MOHAMED KABEE 	06844102	Director	11/09/2024	Change in designation

IX. MEETINGS OF MEMBERS/CLASS OF MEMBERS/BOARD/COMMITTEES OF THE BOARD OF DIRECTORS

A. MEMBERS/CLASS /REQUISITIONED/NCLT/COURT CONVENED MEETINGS

Number of meetings held

2

Type of meeting	Date of meeting	Total Number of Members entitled to attend meeting	Attendance	
			Number of members attended	% of total shareholding
Annual General Meeting	11/09/2024	1057	34	65.73
Extra Ordinary General Meeting	05/02/2025	1067	28	51

B. BOARD MEETINGS

*Number of meetings held

6

S. No.	Date of meeting	Total Number of directors associated as on the date of meeting	Attendance	
			Number of directors attended	% of attendance
1	29/05/2024	13	9	69.23
2	12/08/2024	13	9	69.23
3	13/11/2024	13	11	84.62
4	06/01/2025	13	8	61.54
5	12/02/2025	13	9	69.23
6	25/02/2025	13	6	46.15

C. COMMITTEE MEETINGS

Number of meetings held

10

S. No.	Type of meeting	Date of meeting	Total Number of Members as on the date of the meeting	Attendance	
				Number of members attended	% of attendance
1	Audit Committee	29/05/2024	4	4	100
2	Audit Committee	12/08/2024	4	4	100
3	Audit Committee	13/11/2024	4	4	100
4	Audit Committee	12/02/2025	4	4	100

S. No.	Type of meeting	Date of meeting	Total Number of Members as on the date of the meeting	Attendance	
				Number of members attended	% of attendance
5	Nomination & Stakeholders F	12/08/2024	3	3	100
6	Stakeholders F	29/05/2024	3	3	100
7	Stakeholders F	12/08/2024	3	3	100
8	Stakeholders F	13/11/2024	3	3	100
9	Stakeholders F	12/02/2025	3	3	100
10	Nomination & Stakeholders F	12/02/2025	3	3	100

D. *ATTENDANCE OF DIRECTORS

S. No.	Name of the director	Board Meetings			Committee Meetings			Whether attended AGM held on
		Number of Meetings which director was entitled to attend	Number of Meetings attended	% of attendance	Number of Meetings which director was entitled to attend	Number of Meetings attended	% of attendance	
								(Y/N/NA)
1	SAMSUDEEN	6	6	100	4	4	100	
2	MUHEMMED	6	6	100	0	0	0	
3	JULIE GEORGE	6	2	33.33	10	10	100	
4	PATTASSERY	6	2	33.33	0	0	0	
5	MUSALLYAR	6	5	83.33	0	0	0	
6	ERAMANGAL	6	5	83.33	0	0	0	
7	ALI THONIK -KADAVATH	6	2	33.33	0	0	0	
8	MOHAMED KABEER MOOLIAN	6	3	50	0	0	0	
9	MUHAMMED KUTTY ARIKUZHIYIL	6	6	100	0	0	0	
10	INDU KAMALA RAVINDRAN	6	2	33.33	10	10	100	
11	RAJESH PUTHUSSERY	6	5	83.33	0	0	0	
12	MANJUSHA RANAKRISHNAN	6	6	100	10	10	100	
13	ABDUL NAZAR JANAL	6	2	33.33	0	0	0	

X. *REMUNERATION OF DIRECTORS AND KEY MANAGERIAL PERSONNEL

☐ Nil

Number of Managing Director, Whole-time Directors and/or Manager whose remuneration details to be entered 0

S. No.	Name	Designation	Gross Salary	Commission	Stock Option/ Sweat equity	Others	Total Amount
1							0
	Total						

Number of CEO, CFO and Company secretary whose remuneration details to be entered 1

S. No.	Name	Designation	Gross Salary	Commission	Stock Option/ Sweat equity	Others	Total Amount
1	HEENA RANGARI	COMPANY SEC	4,800,000				4,800,000
	Total		4,800,000				4,800,000

Number of other directors whose remuneration details to be entered 0

S. No.	Name	Designation	Gross Salary	Commission	Stock Option/ Sweat equity	Others	Total Amount
1							0
	Total						

XI. MATTERS RELATED TO CERTIFICATION OF COMPLIANCES AND DISCLOSURES

- * A. Whether the company has made compliances and disclosures in respect of applicable provisions of the Companies Act, 2013 during the year ☒ Yes ☐ No
- B. If No, give reasons/observations

XII. PENALTY AND PUNISHMENT - DETAILS THEREOF

(A) DETAILS OF PENALTIES / PUNISHMENT IMPOSED ON COMPANY/DIRECTORS /OFFICERS ☒ Nil

Name of the company/ directors/ officers	Name of the court/ concerned Authority	Date of Order	Name of the Act and section under which penalised / punished	Details of penalty/ punishment	Details of appeal (if any) including present status

(B) DETAILS OF COMPOUNDING OF OFFENCES ☒ Nil

Name of the company/ directors/ officers	Name of the court/ concerned Authority	Date of Order	Name of the Act and section under which offence committed	Particulars of offence	Amount of compounding (in Rupees)

XIII. Whether complete list of shareholders, debenture holders has been enclosed as an attachment

☐ Yes ☐ No

XIV. COMPLIANCE OF SUB-SECTION (2) OF SECTION 92, IN CASE OF LISTED COMPANIES

In case of a listed company or a company having paid up share capital of Ten Crore rupees or more or turnover of Fifty Crore rupees or more, details of company secretary in whole time practice certifying the annual return in Form MGT-8.

Name

Whether associate or fellow

☐ Associate ☐ Fellow

Certificate of practice number

I/We certify that:

- (a) The return states the facts, as they stood on the date of the closure of the financial year aforesaid correctly and adequately.
(b) Unless otherwise expressly stated to the contrary elsewhere in this Return, the Company has complied with all the provisions of the Act during the financial year.

Declaration

I am Authorised by the Board of Directors of the company vide resolution no. ..

dated

(DD/MM/YYYY) to sign this form and declare that all the requirements of the Companies Act, 2013 and the rules made thereunder in respect of the subject matter of this form and matters incidental thereto have been complied with. I further declare that:

1. Whatever is stated in this form and in the attachments thereto is true, correct and complete and no information material to the subject matter of this form has been suppressed or concealed and is as per the original records maintained by the company.
2. All the required attachments have been completely and legibly attached to this form.

Note: Attention is also drawn to the provisions of Section 447, section 448 and 449 of the Companies Act, 2013 which provide for punishment for fraud, punishment for false statement and punishment for false evidence respectively.

To be digitally signed by

Director

DIN of the director

To be digitally signed by

- ☐ Company Secretary
☐ Company secretary in practice

Membership number

Certificate of practice number

Attachments

1. List of share holders, debenture holders
2. Approval letter for extension of AGM;
3. Copy of MGT-8;
4. Optional Attachment(s), if any

Attach
Attach
Attach
Attach

List of attachments

Remove attachment

Modify

Check Form

Prescrutiny

Submit

This eForm has been taken on file maintained by the Registrar of Companies through electronic mode and on the basis of statement of correctness given by the company